



IDEXX

SNAP[®] BVDV Ag Test

Break the cycle of infection
in just 20 minutes



Test all new introductions

Newborn calves • Replacements • Bulls

Vaccination is not enough to effectively manage BVDV

IDEXX recommends a simple three-step plan:

1. Determine your herd's status by requesting the IDEXX BVDV PI X2 Test from your laboratory partner.
2. Test all new introductions to the herd using the IDEXX SNAP® BVDV Ag Test.
3. Work with your veterinarian to design a vaccination and biosecurity program.

The IDEXX SNAP® BVDV Ag Test helps identify BVDV-infected cattle in 20 minutes to prevent the spread of BVDV.

It's quick and easy to run on farm:

- Large ear-notch samples are easy to collect.
- The test is simple to run.
- Accurate ELISA results are available in 20 minutes.

Breaking the cycle of bovine viral diarrhea virus (BVDV) can increase weight gain as much as 40%.¹

Verify BVDV status in 20 minutes, and test all new introductions before they join the herd

Remove PI animals, which continually shed virus and threaten the health of the entire herd

Improve animal health with the test that has been shown to reduce antibiotic use by 75%¹

Earn more at auction with cattle that command an average of \$10 more per head, after the cost of testing^{1,2}



Using the SNAP[®] BVDV Ag Test

Before you begin

Allow the test to come to room temperature (65–85°F).

Test procedure for large ear notches (≥1 cm)

1




- Dispense 1.5 mL of conjugate into a tube containing a single ear notch.
- Close the tube and swirl gently to coat ear notch.
- Let sample soak at room temperature (65–85°F) for at least 10 minutes (range: 10–60 minutes).

2



Pour liquid contents of the vial into the sample well of the SNAP[®] device.

3




When sample **first** appears in the activation circle (may take 15–60 seconds), press firmly to activate. You will hear a “snap” sound. Note: Some liquid may remain in the sample well.


4



Wait 10 minutes, then read results (time range to wait: 10–15 minutes).



Result interpretation



Sample is **POSITIVE** if

sample spot is blue.

To confirm persistently infected status, run a second test 3 weeks later, using a fresh sample.



Sample is **NEGATIVE** if

sample spot has no color development.

Test is valid if:

- Positive control spot is blue.
- Negative control spot has no color development.



Test with Confidence™

1-800-548-9997
idexx.com/snapbvd



IDEXX Laboratories, Inc.

One IDEXX Drive
Westbrook, Maine 04092
United States

References

1. Data on file at IDEXX Laboratories, Inc. Westbrook, Maine USA.
2. Where's the value? Drovers CattleNetwork. <http://www.cattlenetwork.com/drovers/Wheres-the-value-195684561.html>. Accessed March 25, 2016.

© 2016 IDEXX Laboratories, Inc. All rights reserved. • 09-71671-03
All ®/TM marks are owned by IDEXX Laboratories, Inc. or its affiliates in the United States and/or other countries. The IDEXX Privacy Policy is available at idexx.com.